

AMA Pro National Guard American SuperBike

VIRGINIA INTERNATIONAL RACEWAY

INDIVIDUAL TIMES - AMERICAN SUPERBIKE QUALIFYING 2

4 Josh Hayes
Yamaha YZF-R1

LAP	SEG 1	SEG 2	SEG 3	SPEED	LAPTIME
2	47.349	27.337	20.012	-	1:34.514
3	43.949	26.912	-	162.45	1:50.250 P
4	44.842	25.457	19.385	-	1:28.815
5	41.709	25.130	19.304	167.48	1:26.142
6	41.452	25.232	19.289	167.19	1:25.973
7	41.156	25.045	19.169	170.58	1:25.371
8	41.375	25.117	19.201	168.02	1:25.692
9	41.318	24.915	19.312	168.27	1:25.546
10	41.394	24.922	19.366	166.46	1:25.682
11	42.275	26.844	-	166.34	4:28.744 P
12	44.821	25.453	19.369	-	1:30.784
13	41.210	24.770	19.099	165.61	1:25.079
14	40.961	24.876	19.172	167.61	1:25.009
15	40.836	24.939	19.146	168.81	1:24.921
16	41.206	25.167	19.208	167.03	1:25.581
17	44.172	26.885	-	165.65	4:36.761 P
18	44.760	25.498	19.262	-	1:34.113
19	40.802	24.721	19.250	166.34	1:24.773
20	40.970	24.825	19.106	165.37	1:24.901
21	40.939	24.776	19.109	168.60	1:24.824
22	40.765	24.794	19.220	168.52	1:24.779
23	42.597	26.067	-	167.85	2:43.394 P
AVG	41.616	25.440	19.277	167.12	1:26.805
IDEAL	-	24.721	19.099	170.58	-

9 Eric Haugo
Suzuki GSX-R1000

LAP	SEG 1	SEG 2	SEG 3	SPEED	LAPTIME
1	49.176	27.960	21.216	-	3:49.483
2	45.803	27.176	20.800	155.31	1:33.780
3	44.813	26.925	20.625	156.34	1:32.362
4	44.979	27.443	20.641	156.60	1:33.062
AVG	45.198	27.376	20.821	156.08	1:33.068
IDEAL	-	26.925	20.625	156.60	-

18 Chris Ulrich
Suzuki GSX-R1000

LAP	SEG 1	SEG 2	SEG 3	SPEED	LAPTIME
2	48.613	28.338	20.276	-	1:40.730
3	43.214	25.711	19.991	164.61	1:28.916
4	42.642	25.506	19.825	165.17	1:27.974
5	42.215	27.546	-	163.82	3:59.837 P
6	45.389	25.571	19.819	-	1:32.294
7	42.490	25.655	19.927	162.96	1:28.072
8	42.366	25.531	19.876	162.96	1:27.773
9	42.378	25.688	19.940	162.69	1:28.006
10	46.652	29.650	-	161.45	5:48.603 P
11	45.315	25.525	19.789	-	1:36.742
12	42.036	25.469	19.641	163.15	1:27.146
13	41.896	-	-	163.90	6:00.471 P
14	45.843	25.968	19.874	-	1:33.334
15	42.511	52.579	-	162.34	2:47.075 P

16	45.583	25.662	19.921	-	1:39.867
17	42.259	25.545	19.704	162.18	1:27.507
18	42.130	25.582	19.757	164.06	1:27.469
19	42.387	25.705	19.697	164.45	1:27.790
AVG	42.706	26.136	19.864	163.36	1:31.566
IDEAL	-	25.469	19.641	165.17	-

21 John Hopkins
Suzuki GSX-R1000

LAP	SEG 1	SEG 2	SEG 3	SPEED	LAPTIME
2	47.529	27.011	20.518	-	1:37.891
3	47.015	25.792	19.805	160.31	1:32.612
4	42.211	25.388	19.788	163.19	1:27.387
5	41.830	25.217	19.580	164.37	1:26.627
6	46.674	27.197	-	165.45	8:55.785 P
7	48.864	28.216	20.668	-	1:40.721
8	42.408	25.479	19.846	160.65	1:27.734
9	41.723	25.738	19.725	164.41	1:27.187
10	41.397	25.350	19.634	165.93	1:26.381
11	41.477	25.115	19.544	165.25	1:26.136
12	46.835	26.448	19.741	166.42	1:33.024
13	41.461	25.174	19.571	165.53	1:26.206
14	45.850	26.737	-	165.73	7:01.327 P
15	46.960	26.383	20.596	-	1:37.617
16	42.430	25.420	19.832	163.00	1:27.682
17	41.413	25.044	19.520	166.05	1:25.976
18	41.300	25.041	19.573	166.54	1:25.914
19	41.286	25.042	19.421	164.85	1:25.748
AVG	43.021	25.877	19.835	164.51	1:29.678
IDEAL	-	25.041	19.421	166.54	-

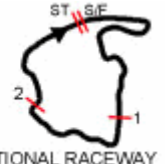
22 Tommy Hayden
Suzuki GSX-R1000

LAP	SEG 1	SEG 2	SEG 3	SPEED	LAPTIME
2	47.131	27.233	19.899	-	1:39.722
3	42.963	25.844	19.559	165.93	1:28.366
4	42.664	35.125	19.868	168.43	1:37.657
5	41.619	25.248	19.286	168.60	1:26.154
6	44.569	29.895	19.669	165.69	1:34.132
7	41.672	25.085	19.292	168.56	1:26.048
8	41.576	25.053	19.554	167.61	1:26.184
9	47.345	28.490	-	159.30	4:05.576 P
10	45.425	25.846	19.579	-	1:31.037
11	41.875	25.419	19.548	167.52	1:26.842
12	41.792	25.341	19.356	166.14	1:26.488
13	41.605	25.229	19.384	166.66	1:26.218
14	41.634	28.239	19.515	167.36	1:29.387
15	41.623	25.102	19.245	166.42	1:25.970
16	48.226	28.641	-	166.74	4:49.001 P
17	44.613	25.198	19.415	-	1:33.899
18	41.408	25.968	20.012	167.19	1:27.388
19	41.360	24.831	19.302	167.32	1:25.492
20	45.640	25.422	19.214	167.03	1:30.275
21	41.221	24.883	19.144	167.52	1:25.247
22	43.147	25.296	19.316	171.10	1:27.758
23	41.317	24.836	19.195	168.14	1:25.348

P - lap ended in the pits - lap ended on a red flag Average laptime is the average of laptimes within 120% of the rider's fastest lap in this session

AMA PRO ROAD RACING
 SUZUKI WHITE LIGHTNING AMA PRO SUPERBIKE NATIONALS
 VIRGINIA INTERNATIONAL RACEWAY - ALTON, VA
 ROUND 14 OF 19 - AUGUST 13-15, 2010

12C



AMA Pro National Guard American SuperBike

VIRGINIA INTERNATIONAL RACEWAY

INDIVIDUAL TIMES - AMERICAN SUPERBIKE QUALIFYING 2

AVG	42.803	25.860	19.468	167.01	1:28.981
IDEAL	-	24.831	19.144	171.10	-

23 Aaron Yates
Suzuki GSX-R1000

LAP	SEG 1	SEG 2	SEG 3	SPEED	LAPTIME
2	47.772	26.952	20.820	-	1:38.105
3	42.525	25.661	19.459	160.54	1:27.644
4	42.784	25.747	20.534	163.70	1:29.065
5	41.697	26.667	19.736	164.85	1:28.100
6	44.151	36.546	22.847	166.42	1:43.544
7	41.755	25.277	19.369	167.48	1:26.401
8	41.718	25.287	19.413	164.97	1:26.418
9	41.795	25.301	19.573	163.74	1:26.669
10	42.056	25.474	19.866	163.19	1:27.396
11	48.307	28.045	-	160.58	4:57.826 P
12	48.031	28.304	19.727	-	1:45.303
13	41.600	25.317	19.477	163.62	1:26.394
14	41.658	25.084	19.395	164.93	1:26.137
15	41.432	25.169	19.538	164.49	1:26.138
16	41.788	25.341	19.814	164.69	1:26.944
17	47.415	28.589	-	162.69	6:15.069 P
18	46.701	26.809	19.892	-	1:37.712
19	41.538	25.140	19.434	163.35	1:26.112
20	41.409	25.089	19.463	163.66	1:25.961
21	41.556	25.072	19.472	164.85	1:26.100
22	41.603	25.191	19.621	164.53	1:26.415
AVG	42.599	25.976	19.866	164.02	1:28.101
IDEAL	-	25.072	19.369	167.48	-

32 Eric Bostrom
Suzuki GSX-R1000

LAP	SEG 1	SEG 2	SEG 3	SPEED	LAPTIME
2	48.058	27.438	20.620	-	1:37.365
3	43.227	26.041	20.037	161.84	1:29.305
4	43.436	25.926	-	161.95	2:30.399 P
5	46.905	26.477	20.427	-	1:35.419
6	43.003	25.795	20.096	158.16	1:28.894
7	42.021	25.181	19.747	164.10	1:26.949
8	59.705	25.880	19.830	164.77	1:45.415
9	41.769	25.248	19.725	164.61	1:26.742
10	41.779	25.199	19.661	165.45	1:26.639
11	41.682	25.199	19.612	167.03	1:26.494
12	41.681	25.141	-	165.17	3:18.697 P
13	45.390	25.610	19.779	-	1:34.251
14	41.622	47.248	20.450	166.66	1:49.321
15	41.799	25.067	19.670	164.65	1:26.536
16	41.490	25.151	19.694	165.49	1:26.335
17	45.406	26.264	-	163.23	3:23.515 P
18	45.294	25.582	19.712	-	1:30.918
19	43.051	25.530	19.653	165.41	1:28.234
20	41.253	24.944	19.392	166.83	1:25.590
21	43.370	26.391	-	168.27	3:00.938 P
22	45.056	25.476	19.580	-	1:31.414
23	41.164	24.879	19.272	167.65	1:25.315
24	41.157	24.962	19.528	168.64	1:25.647

AVG	43.256	25.608	19.815	165.00	1:28.944
IDEAL	-	24.879	19.272	168.64	-

44 Taylor Knapp
Suzuki GSX-R1000

LAP	SEG 1	SEG 2	SEG 3	SPEED	LAPTIME
2	48.146	28.010	20.136	-	1:39.853
3	43.277	25.852	19.533	163.15	1:28.662
4	42.973	25.520	19.679	160.62	1:28.172
5	42.441	25.611	19.557	165.33	1:27.608
6	48.927	26.057	-	165.37	4:58.650 P
7	45.940	25.948	19.992	-	1:36.301
8	42.779	25.563	19.812	161.61	1:28.154
9	41.991	25.580	19.917	163.27	1:27.488
10	44.207	26.194	-	162.42	9:50.576 P
11	46.077	26.027	20.050	-	1:33.114
12	41.935	25.367	19.552	163.47	1:26.854
13	41.880	25.465	19.546	164.37	1:26.891
14	41.909	25.681	19.592	164.85	1:27.181
15	44.873	25.294	19.514	163.15	1:29.681
16	41.857	25.211	19.491	160.92	1:26.558
17	41.780	25.244	19.385	164.93	1:26.408
18	41.657	25.107	19.436	164.41	1:26.199
19	41.607	25.249	19.543	165.65	1:26.400
20	41.442	25.234	19.463	162.45	1:26.139
AVG	42.846	25.695	19.659	163.50	1:28.921
IDEAL	-	25.107	19.385	165.65	-

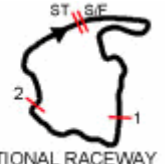
45 Brett McCormick
Suzuki GSX-R1000

LAP	SEG 1	SEG 2	SEG 3	SPEED	LAPTIME
2	48.011	27.145	20.866	-	1:37.388
3	43.076	25.935	20.124	157.79	1:29.135
4	42.266	25.760	19.931	164.14	1:27.956
5	41.990	27.167	19.869	163.78	1:29.025
6	44.447	26.080	20.142	164.37	1:30.669
7	42.070	25.543	19.869	166.70	1:27.482
8	43.388	26.583	-	165.21	9:10.977 P
9	47.740	27.650	20.090	-	1:46.015
10	41.959	25.420	19.832	163.70	1:27.212
11	41.978	25.343	19.729	163.27	1:27.050
12	41.805	25.451	19.766	164.06	1:27.022
13	47.075	41.963	-	164.33	5:59.265 P
14	47.452	27.370	20.082	-	1:37.512
15	41.860	25.310	19.756	162.11	1:26.925
16	41.693	25.409	19.708	163.66	1:26.809
17	41.728	25.440	19.668	164.89	1:26.835
18	41.575	25.416	19.682	167.32	1:26.673
19	41.654	25.354	19.851	164.33	1:26.859
AVG	42.571	26.022	19.935	163.98	1:28.970
IDEAL	-	25.310	19.668	167.32	-

48 Chris Clark
Yamaha YZF-R1

LAP	SEG 1	SEG 2	SEG 3	SPEED	LAPTIME
2	47.970	27.531	20.440	-	1:35.819

P - lap ended in the pits - lap ended on a red flag Average laptime is the average of laptimes within 120% of the rider's fastest lap in this session



AMA Pro National Guard American SuperBike

INDIVIDUAL TIMES - AMERICAN SUPERBIKE QUALIFYING 2

48 Chris Clark
Yamaha YZF-R1

LAP	SEG 1	SEG 2	SEG 3	SPEED	LAPTIME
3	43.996	26.307	19.842	166.95	1:30.144
4	43.262	26.070	19.971	165.57	1:29.304
5	46.983	26.333	19.792	165.09	1:33.107
6	48.438	27.184	19.849	166.91	1:35.470
7	43.138	30.827	-	168.85	4:51.521 P
8	46.156	26.249	19.909	-	1:35.765
9	42.347	25.566	19.624	165.13	1:27.536
10	43.783	27.469	21.533	166.54	1:32.785
11	42.650	25.738	19.632	166.70	1:28.020
12	42.221	25.781	19.651	164.53	1:27.654
13	42.338	25.662	19.608	168.52	1:27.609
14	49.515	31.285	-	167.61	3:56.321 P
15	-	33.685	-	-	3:41.468 P
16	45.356	25.699	19.658	-	1:30.364
17	42.291	25.678	19.577	166.58	1:27.546
18	42.270	25.971	19.683	166.99	1:27.925
19	42.260	25.680	19.651	166.99	1:27.591
20	48.550	30.390	-	165.17	2:36.891 P
21	45.416	25.786	19.630	-	1:37.289
22	45.206	26.432	19.850	166.46	1:31.488
AVG	44.328	26.353	19.841	166.54	1:30.600
IDEAL	-	25.566	19.577	168.85	-

54 Jake Zemke
Suzuki GSX-R1000

LAP	SEG 1	SEG 2	SEG 3	SPEED	LAPTIME
2	47.298	26.699	20.599	-	1:33.773
3	42.380	25.652	19.858	161.72	1:27.890
4	41.967	25.173	19.551	167.24	1:26.691
5	41.946	25.500	19.475	168.77	1:26.921
6	53.984	26.143	-	168.68	5:09.217 P
7	45.944	25.990	19.955	-	1:34.362
8	42.574	25.418	19.713	164.69	1:27.705
9	42.678	25.972	-	165.73	7:16.727 P
10	59.371	38.706	20.665	-	2:02.918
11	42.271	25.450	19.542	164.89	1:27.263
12	41.786	25.271	19.482	166.30	1:26.539
13	41.554	25.307	19.463	166.87	1:26.324
14	41.852	25.528	19.486	166.70	1:26.866
15	42.762	26.427	-	166.30	3:59.881 P
16	46.396	26.668	19.729	-	1:46.538
17	42.380	25.249	19.459	160.31	1:27.088
18	41.458	25.337	19.388	167.61	1:26.183
19	41.473	25.187	19.356	167.65	1:26.016
20	41.689	25.597	19.438	166.70	1:26.724
AVG	42.850	25.698	19.697	166.01	1:27.882
IDEAL	-	25.173	19.356	168.77	-

63 Skip Salenius
Yamaha YZF-R1

LAP	SEG 1	SEG 2	SEG 3	SPEED	LAPTIME
1	49.326	28.035	21.291	-	4:25.790

2	44.043	26.497	20.357	154.36	1:30.896
3	43.963	26.364	20.219	157.79	1:30.545
4	44.298	26.826	20.303	158.53	1:31.428
5	44.161	26.109	20.305	156.74	1:30.575
6	43.506	26.197	20.224	157.50	1:29.926
7	44.977	30.522	-	158.42	4:39.235 P
8	48.272	27.094	21.178	-	1:41.378
9	55.489	28.941	21.141	154.64	1:45.571
10	43.597	42.670	20.778	158.34	1:47.046
11	43.946	26.453	20.433	157.79	1:30.832
12	43.677	26.273	20.313	156.27	1:30.264
13	43.652	26.261	20.269	160.28	1:30.182
14	43.851	26.223	20.591	155.52	1:30.665
15	51.517	33.377	23.597	155.35	1:48.490
16	43.704	26.321	20.522	155.56	1:30.547
17	43.419	26.300	20.482	156.63	1:30.201
18	49.972	26.612	20.879	155.95	1:37.462
19	43.500	26.260	20.322	156.96	1:30.081
20	51.565	29.257	21.220	157.86	1:42.042
AVG	45.625	27.002	20.739	156.78	1:33.919
IDEAL	-	26.109	20.219	160.28	-

64 Shane Narbonne
Suzuki GSX-R1000

LAP	SEG 1	SEG 2	SEG 3	SPEED	LAPTIME
1	48.963	28.528	20.435	-	4:50.229
2	43.552	26.209	19.986	160.09	1:29.747
3	43.132	26.038	20.058	159.04	1:29.228
4	43.029	26.539	20.134	157.68	1:29.702
5	43.315	25.913	20.174	156.20	1:29.402
6	43.017	25.645	20.081	155.60	1:28.743
7	42.705	25.548	20.031	156.92	1:28.284
8	43.236	26.518	-	155.84	8:21.352 P
9	46.321	26.197	20.124	-	1:38.273
10	42.765	25.762	19.879	158.12	1:28.407
11	42.568	25.262	19.879	158.34	1:27.709
12	42.412	25.187	19.894	158.42	1:27.492
13	42.426	25.408	19.906	158.67	1:27.740
14	43.503	28.375	-	156.99	3:55.905 P
15	46.524	26.304	20.220	-	1:40.538
16	43.194	25.713	20.165	157.39	1:29.072
17	43.207	25.583	20.139	156.81	1:28.929
18	43.046	25.386	20.209	156.20	1:28.640
19	42.545	25.397	19.970	153.67	1:27.912
20	42.758	25.423	19.981	157.21	1:28.162
21	43.350	25.695	20.165	156.88	1:29.210
AVG	42.987	26.030	20.075	157.23	1:29.844
IDEAL	-	25.187	19.879	160.09	-

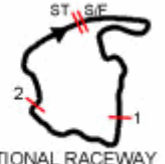
72 Larry Pegram
Ducati 1098R

LAP	SEG 1	SEG 2	SEG 3	SPEED	LAPTIME
2	-	30.552	-	-	2:14.205 P
3	45.672	25.742	19.930	-	1:31.036
4	42.260	25.467	19.647	162.84	1:27.374
5	41.948	25.379	19.519	163.19	1:26.845

P - lap ended in the pits - lap ended on a red flag Average laptime is the average of laptimes within 120% of the rider's fastest lap in this session

AMA PRO ROAD RACING
SUZUKI WHITE LIGHTNING AMA PRO SUPERBIKE NATIONALS
VIRGINIA INTERNATIONAL RACEWAY - ALTON, VA
ROUND 14 OF 19 - AUGUST 13-15, 2010

12C



AMA Pro National Guard American SuperBike

VIRGINIA INTERNATIONAL RACEWAY

INDIVIDUAL TIMES - AMERICAN SUPERBIKE QUALIFYING 2

72 Larry Pegram
Ducati 1098R

LAP	SEG 1	SEG 2	SEG 3	SPEED	LAPTIME
6	43.088	27.209	-	165.41	3:18.204 P
7	46.549	26.775	19.775	-	1:32.055
8	41.535	25.056	19.318	166.18	1:25.908
9	41.271	24.993	19.234	163.54	1:25.497
10	41.950	25.105	19.390	166.46	1:26.445
11	41.390	24.979	19.289	165.33	1:25.658
12	50.488	29.756	19.945	167.40	1:40.190
13	41.703	26.748	-	167.40	7:23.564 P
14	-	27.995	-	-	5:28.944 P
15	45.974	26.118	19.856	-	1:32.851
16	41.764	25.208	19.516	166.26	1:26.488
17	41.365	25.946	19.574	167.28	1:26.885
18	41.365	25.162	19.326	166.34	1:25.852
19	1:01.352	27.407	19.757	168.02	1:48.516
AVG	44.297	26.318	19.544	166.33	1:28.783
IDEAL	-	24.979	19.234	168.02	-

99 Geoff May
Buell 1125RR

LAP	SEG 1	SEG 2	SEG 3	SPEED	LAPTIME
2	46.723	26.491	20.232	-	1:36.672
3	42.809	25.361	19.762	159.79	1:27.931
4	42.063	25.209	19.587	160.39	1:26.859
5	41.897	25.103	19.572	161.99	1:26.571
6	41.835	25.268	19.584	161.57	1:26.687
7	45.893	27.063	-	161.15	9:15.145 P
8	45.877	25.813	20.064	-	1:38.978
9	41.873	25.227	19.677	159.49	1:26.777
10	41.793	25.190	19.775	160.62	1:26.758
11	42.486	26.451	-	160.13	4:10.705 P
12	45.801	25.794	20.007	-	1:34.987
13	41.720	24.919	19.393	160.47	1:26.031
14	41.420	24.915	19.288	162.42	1:25.623
15	41.432	24.768	19.371	162.30	1:25.571
AVG	42.293	25.541	19.693	160.94	1:29.121
IDEAL	-	24.768	19.288	162.42	-

101 Jordan Szoke
Honda CBR1000RR

LAP	SEG 1	SEG 2	SEG 3	SPEED	LAPTIME
2	49.085	28.072	21.013	-	1:42.507
3	45.065	26.485	20.344	153.05	1:31.894
4	43.881	26.377	21.012	156.45	1:31.270
5	43.500	25.994	20.109	157.50	1:29.604
6	45.869	27.649	-	155.92	11:13.187 P
7	45.526	25.790	19.736	-	1:32.627
8	42.352	25.218	19.609	160.96	1:27.180
9	42.062	25.392	19.535	165.37	1:26.989
10	45.800	28.288	-	160.58	8:58.137 P
11	48.422	28.218	20.203	-	1:42.340
12	42.915	25.629	19.658	158.93	1:28.201
13	44.763	31.605	-	163.19	2:22.553 P

14 ~~45.625~~ 25.885 19.740 - 1:32.092
15 42.184 25.358 19.752 161.03 1:27.294

AVG	43.839	26.446	20.038	159.30	1:32.007
IDEAL	-	25.218	19.535	165.37	-

111 Kenny Rodriguez
Yamaha YZF-R1

LAP	SEG 1	SEG 2	SEG 3	SPEED	LAPTIME
2	50.412	28.857	21.555	-	1:46.656
3	45.119	29.945	-	151.48	4:24.620 P
4	48.927	27.524	21.403	-	1:37.095
5	45.216	27.211	21.072	153.81	1:33.499
6	44.265	52.846	-	156.70	5:11.291 P
7	50.189	28.707	21.482	-	1:41.151
8	46.298	28.362	-	155.67	9:52.680 P
AVG	45.224	28.434	21.378	154.42	1:39.600
IDEAL	-	27.211	21.072	156.70	-

155 Ben Bostrom
Yamaha YZF-R1

LAP	SEG 1	SEG 2	SEG 3	SPEED	LAPTIME
2	48.077	27.727	20.350	-	1:39.084
3	43.242	25.715	19.752	160.05	1:28.710
4	51.163	26.406	19.718	160.16	1:37.286
5	42.068	25.367	19.462	163.78	1:26.897
6	42.920	26.412	-	163.98	3:43.149 P
7	45.523	25.783	19.740	-	1:31.505
8	41.716	25.524	19.964	164.29	1:27.204
9	41.443	25.082	19.369	163.62	1:25.893
10	43.256	25.412	-	164.45	4:29.167 P
11	46.214	26.183	20.031	-	1:38.572
12	42.381	25.377	19.540	161.84	1:27.297
13	41.434	24.972	19.386	163.66	1:25.792
14	42.129	25.679	-	163.70	4:02.307 P
15	45.107	25.546	19.561	-	1:30.385
16	40.910	24.849	19.204	164.14	1:24.962
17	40.936	24.761	19.166	166.09	1:24.863
18	46.728	26.482	-	166.79	3:03.878 P
19	44.708	25.316	19.392	-	1:32.964
20	40.858	24.567	19.102	165.61	1:24.527
21	40.781	24.713	19.168	167.40	1:24.662
22	40.819	24.838	19.224	166.22	1:24.881
AVG	42.674	25.558	19.537	164.11	1:29.146
IDEAL	-	24.567	19.102	167.40	-

P - lap ended in the pits - lap ended on a red flag Average laptime is the average of laptimes within 120% of the rider's fastest lap in this session