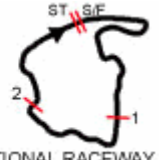


AMA PRO ROAD RACING
SUZUKI WHITE LIGHTNING AMA PRO SUPERBIKE NATIONALS
VIRGINIA INTERNATIONAL RACEWAY - ALTON, VA
ROUND 13 OF 18 - AUGUST 13-15, 2010
AMA Pro Daytona SportBike presented by AMSOIL

4C



VIRGINIA INTERNATIONAL RACEWAY

INDIVIDUAL TIMES - DAYTONA SPORTBIKE QUALIFYING 1

1 Danny Eslick
Suzuki GSX-R600

LAP	SEG 1	SEG 2	SEG 3	SPEED	LAPTIME
1	47.336	26.634	20.704	-	-
2	43.024	25.715	20.361	145.75	1:29.100
3	43.105	25.840	20.353	147.64	1:29.298
4	42.760	25.532	20.335	148.64	1:28.628
5	42.693	25.417	20.301	148.71	1:28.411
6	9:33.836	9:08.820	9:00.039	148.71	10:20.043
7	42.891	25.647	20.443	147.17	1:28.981
8	42.848	25.743	20.413	147.17	1:29.004
9	8:48.257	8:29.225	8:23.262	146.98	9:35.215
AVG	42.887	25.790	20.416	147.60	1:28.904
IDEAL	42.693	25.417	20.301	148.71	1:28.411

2 Dane Westby
Yamaha YZF-R6

LAP	SEG 1	SEG 2	SEG 3	SPEED	LAPTIME
1	47.225	26.156	21.069	-	-
2	44.003	25.771	20.507	145.53	1:30.281
3	43.288	25.792	20.500	147.90	1:29.580
4	43.657	26.196	20.935	148.19	1:30.787
5	43.679	25.819	20.575	146.41	1:30.073
6	43.946	27.136	20.793	145.59	1:31.876
7	10:31.463	10:14.515	10:09.554	152.94	11:19.162
8	43.490	25.543	20.561	147.42	1:29.594
9	43.250	25.637	20.849	146.63	1:29.735
10	43.182	25.424	20.412	149.55	1:29.017
11	43.110	25.668	20.497	146.82	1:29.275
12	43.010	25.588	20.447	146.98	1:29.045
13	43.160	25.799	20.523	146.82	1:29.481
14	43.368	25.744	20.519	146.63	1:29.631
15	5:06.981	4:46.896	4:42.650	145.72	5:56.503
16	44.908	26.543	20.725	145.10	1:32.176
AVG	43.542	25.915	20.637	147.22	1:30.043
IDEAL	43.010	25.424	20.412	152.94	1:28.846

4 Clinton Seller
Yamaha YZF-R6

LAP	SEG 1	SEG 2	SEG 3	SPEED	LAPTIME
1	46.004	27.082	20.921	-	-
2	43.885	26.244	20.575	148.16	1:30.704
3	43.875	26.120	20.441	147.93	1:30.436
4	43.398	25.933	20.521	147.45	1:29.852
5	43.019	25.609	20.402	145.47	1:29.030
6	6:37.987	6:24.126	6:22.889	148.61	7:36.873
7	4:19.349	3:48.143	3:38.879	96.37	5:06.778
8	43.616	26.157	20.379	148.84	1:30.152
9	12:30.843	11:28.383	11:11.432	148.45	13:23.626
10	43.281	25.896	20.544	146.94	1:29.721
11	43.268	25.901	20.536	147.26	1:29.705
AVG	43.477	26.118	20.540	142.55	1:29.943
IDEAL	43.019	25.609	20.379	148.84	1:29.007

6 Tommy Aquino
Yamaha YZF-R6

LAP	SEG 1	SEG 2	SEG 3	SPEED	LAPTIME
1	47.976	26.851	21.126	-	-
2	43.698	26.793	21.010	143.81	1:31.501
3	43.420	26.819	20.227	148.45	1:30.467
4	42.898	26.013	20.275	150.71	1:29.186
5	42.528	25.624	20.305	147.93	1:28.456
6	42.587	25.574	20.078	146.56	1:28.239
7	42.726	25.398	20.158	154.78	1:28.282
8	46.259	26.862	20.739	145.38	1:33.861
9	42.884	25.649	20.304	144.73	1:28.836
10	4:14.810	3:55.713	3:48.468	145.01	5:02.567
11	43.090	25.700	20.265	144.79	1:29.055
12	42.789	25.529	20.333	146.09	1:28.652
13	11:09.786	10:51.158	10:44.405	145.07	11:58.975
14	43.718	25.925	20.351	144.70	1:29.994
AVG	43.327	26.061	20.431	146.77	1:29.684
IDEAL	42.528	25.398	20.078	154.78	1:28.004

7 Fernando Amantini
Kawasaki Ninja ZX-6R

LAP	SEG 1	SEG 2	SEG 3	SPEED	LAPTIME
1	51.114	28.693	22.420	-	-
2	45.004	26.261	21.004	143.36	1:32.268
3	43.951	25.987	20.938	147.23	1:30.876
4	44.278	26.129	20.788	145.25	1:31.196
5	7:00.235	6:44.538	6:39.589	145.97	7:49.709
6	44.008	26.193	20.790	145.63	1:30.991
7	47.763	26.089	20.885	146.31	1:34.736
8	44.307	30.583	27.324	146.47	1:42.215
9	6:43.974	6:18.711	6:07.660	144.48	7:31.775
AVG	44.885	27.134	21.137	145.59	1:33.714
IDEAL	43.951	25.987	20.788	147.23	1:30.726

8 Josh Herrin
Yamaha YZF-R6

LAP	SEG 1	SEG 2	SEG 3	SPEED	LAPTIME
1	47.936	26.875	21.062	-	-
2	43.001	26.365	20.262	148.61	1:29.628
3	42.769	25.505	20.116	150.02	1:28.389
4	15:33.929	15:19.876	15:15.335	150.28	16:23.662
5	7:45.559	7:27.233	7:18.988	148.61	8:33.040
6	42.711	25.458	20.279	149.62	1:28.447
7	42.526	25.476	20.128	157.21	1:28.130
8	42.153	25.342	20.095	150.21	1:27.589
AVG	42.632	25.837	20.323	150.65	1:28.437
IDEAL	42.153	25.342	20.095	157.21	1:27.589

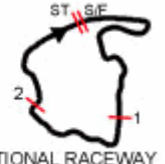
13 Melissa Paris
Yamaha YZF-R6

LAP	SEG 1	SEG 2	SEG 3	SPEED	LAPTIME
1	50.546	28.641	21.907	-	-
2	46.528	28.182	21.411	145.56	1:36.121
3	45.761	27.557	21.169	147.17	1:34.487
4	48.050	30.016	21.770	146.72	1:39.836

P - lap ended in the pits - lap ended on a red flag Average laptime is the average of laptimes within 120% of the rider's fastest lap in this session

AMA PRO ROAD RACING
SUZUKI WHITE LIGHTNING AMA PRO SUPERBIKE NATIONALS
VIRGINIA INTERNATIONAL RACEWAY - ALTON, VA
ROUND 13 OF 18 - AUGUST 13-15, 2010
AMA Pro Daytona SportBike presented by AMSOIL

4C



VIRGINIA INTERNATIONAL RACEWAY

INDIVIDUAL TIMES - DAYTONA SPORTBIKE QUALIFYING 1

13 Melissa Paris
Yamaha YZF-R6

LAP	SEG 1	SEG 2	SEG 3	SPEED	LAPTIME
5	45.576	27.215	21.129	146.03	1:33.920
6	6:16.738	5:58.755	5:52.146	155.67	7:06.850
7	45.250	27.180	21.186	144.15	1:33.616
8	44.957	27.158	21.117	147.07	1:33.232
9	45.125	27.069	21.225	147.77	1:33.419
10	44.474	27.095	21.024	146.88	1:32.593
11	44.564	27.117	21.066	146.53	1:32.746
12	9:02.303	8:45.927	8:39.263	148.58	9:51.742
13	44.886	27.049	21.294	155.06	1:33.230
14	44.703	27.318	21.266	146.75	1:33.286
15	44.675	27.033	21.030	146.53	1:32.738
16	44.540	27.255	20.909	147.29	1:32.704
AVG	44.875	27.149	21.125	148.19	1:33.148
IDEAL	44.474	27.033	20.909	155.67	1:32.416

15 Steve Rapp
Ducati 848

LAP	SEG 1	SEG 2	SEG 3	SPEED	LAPTIME
1	47.120	26.629	20.492	-	-
2	4:52.828	4:35.786	4:30.653	149.23	5:39.502
3	19:50.277	19:34.584	18:20.327	148.61	20:38.059
AVG	4:52.828	2:31.207	2:25.572	148.92	5:39.502
IDEAL	4:52.828	4:35.786	4:30.653	149.23	13:59.266

30 Bobby Fong
Ducati 848

LAP	SEG 1	SEG 2	SEG 3	SPEED	LAPTIME
1	48.179	27.260	20.919	-	-
2	43.619	25.992	20.350	144.88	1:29.961
3	43.550	26.168	20.883	146.22	1:30.602
4	1:02.342	31.598	21.636	146.85	1:55.576
5	43.991	25.777	20.587	147.80	1:30.355
6	43.183	25.606	20.432	152.43	1:29.222
7	43.047	25.632	20.397	146.56	1:29.077
8	43.207	25.790	20.547	147.74	1:29.544
9	43.265	26.338	20.550	146.03	1:30.153
10	6:42.738	6:17.065	6:09.514	144.45	7:29.250
11	3:40.393	3:23.074	3:16.361	147.29	4:27.049
12	43.162	25.813	20.376	146.94	1:29.351
13	43.073	25.750	20.239	146.85	1:29.062
14	42.926	25.680	20.244	147.32	1:28.851
AVG	43.302	25.982	20.597	147.03	1:29.618
IDEAL	42.926	25.606	20.239	152.43	1:28.771

32 Santiago Villa
Suzuki GSX-R600

LAP	SEG 1	SEG 2	SEG 3	SPEED	LAPTIME
1	48.864	27.457	21.207	-	-
2	45.660	26.759	20.971	145.87	1:33.391
3	45.016	26.716	20.947	146.34	1:32.679
4	3:41.150	3:23.009	3:16.731	145.01	4:28.799
5	44.603	26.561	20.856	145.72	1:32.019
6	44.829	27.146	21.224	144.98	1:33.199

7	44.705	26.703	20.876	143.51	1:32.283
8	44.691	26.440	20.947	143.42	1:32.078
9	44.354	26.590	20.993	145.10	1:31.937
10	7:48.218	7:29.137	7:23.246	145.75	8:53.313
11	4:22.445	4:04.337	20.943	144.36	5:10.090
12	44.786	26.442	21.018	141.31	1:32.245
13	45.039	26.616	20.880	153.22	1:32.535
14	44.383	26.576	20.906	147.74	1:31.865
15	44.635	26.996	21.078	144.64	1:32.709
16	53.721	45.759	21.029	144.88	2:00.509
AVG	44.784	26.746	20.983	145.34	1:32.435
IDEAL	44.354	26.440	20.856	153.22	1:31.650

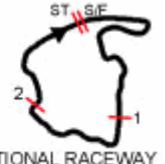
34 Michael Barnes
Yamaha YZF-R6

LAP	SEG 1	SEG 2	SEG 3	SPEED	LAPTIME
1	53.194	31.597	21.597	-	-
2	44.379	26.616	21.529	156.13	1:32.523
3	43.596	26.031	20.537	149.19	1:30.165
4	43.274	26.307	20.589	150.05	1:30.170
5	43.183	25.960	20.382	148.29	1:29.525
6	43.234	25.928	20.446	149.16	1:29.609
7	13:25.859	13:06.922	13:00.097	149.29	14:13.303
8	42.888	25.933	20.312	148.06	1:29.134
9	42.654	25.798	20.464	150.68	1:28.916
10	42.702	26.375	21.234	158.08	1:30.311
11	43.009	25.845	20.775	152.53	1:29.629
12	42.989	25.855	20.428	149.16	1:29.271
13	51.340	33.312	20.991	150.45	1:45.643
AVG	43.191	26.065	20.774	150.92	1:31.354
IDEAL	42.654	25.798	20.312	158.08	1:28.765

36 Martin Cardenas
Suzuki GSX-R600

LAP	SEG 1	SEG 2	SEG 3	SPEED	LAPTIME
1	48.046	27.237	20.808	-	-
2	43.108	26.038	20.183	147.42	1:29.329
3	42.627	25.708	20.065	149.10	1:28.400
4	42.647	25.537	19.951	148.93	1:28.135
5	42.702	25.708	20.132	151.11	1:28.542
6	42.636	25.380	20.131	148.93	1:28.146
7	9:12.089	8:53.561	8:44.426	148.35	9:59.095
8	43.082	25.575	20.282	147.39	1:28.940
9	42.864	25.597	20.324	147.17	1:28.785
10	42.935	25.948	20.358	147.87	1:29.242
11	42.756	25.567	20.176	146.94	1:28.498
12	42.858	25.656	20.242	148.29	1:28.756
13	43.051	25.960	20.367	147.77	1:29.378
14	42.858	25.593	20.210	148.25	1:28.660
15	42.986	25.612	20.304	146.56	1:28.901
16	42.958	26.352	20.498	147.29	1:29.808
17	43.737	26.115	20.619	153.63	1:30.471
AVG	42.920	25.849	20.291	148.44	1:28.933
IDEAL	42.627	25.380	19.951	153.63	1:27.958

P - lap ended in the pits - lap ended on a red flag Average laptime is the average of laptimes within 120% of the rider's fastest lap in this session



INDIVIDUAL TIMES - DAYTONA SPORTBIKE QUALIFYING 1

38 Kris Turner
Suzuki GSX-R600

LAP	SEG 1	SEG 2	SEG 3	SPEED	LAPTIME
1	48.726	27.254	21.474	-	-
AVG	-	27.254	21.474	-	-
IDEAL	-	-	-	-	-

47 Josh Day
Yamaha YZF-R6

LAP	SEG 1	SEG 2	SEG 3	SPEED	LAPTIME
1	50.256	28.439	21.817	-	-
2	45.560	26.645	21.058	145.84	1:33.263
3	44.399	26.188	20.813	146.56	1:31.399
4	5:26.730	5:12.476	5:06.506	146.28	6:17.671
5	44.138	26.137	20.757	145.94	1:31.032
6	43.629	25.883	20.629	147.13	1:30.141
7	43.880	25.928	20.548	148.64	1:30.356
8	43.397	25.595	20.543	147.84	1:29.535
9	12:52.591	12:30.532	12:23.730	149.00	13:40.423
10	44.187	25.822	20.955	145.59	1:30.963
11	43.644	26.075	20.826	153.77	1:30.545
AVG	44.104	26.301	20.883	147.66	1:30.904
IDEAL	43.397	25.595	20.543	153.77	1:29.535

54 P. J. Jacobsen
Suzuki GSX-R600

LAP	SEG 1	SEG 2	SEG 3	SPEED	LAPTIME
1	52.482	29.606	22.876	-	-
2	45.627	28.506	23.277	144.88	1:37.411
3	45.549	26.707	20.533	144.64	1:32.789
4	43.417	26.030	20.259	148.97	1:29.706
5	5:48.297	27.028	21.134	150.48	6:36.459
6	43.863	26.265	20.670	143.15	1:30.797
7	43.692	26.158	20.574	145.50	1:30.424
8	7:57.634	7:40.109	7:34.429	145.13	8:45.612
9	43.891	26.096	20.515	144.33	1:30.502
10	43.247	25.656	20.554	145.25	1:29.456
11	43.149	25.722	20.379	145.32	1:29.249
12	43.476	25.923	20.382	146.50	1:29.780
AVG	43.990	26.700	21.014	145.83	1:31.124
IDEAL	43.149	25.656	20.259	150.48	1:29.064

55 Chris Fillmore
Suzuki GSX-R600

LAP	SEG 1	SEG 2	SEG 3	SPEED	LAPTIME
1	49.557	27.778	21.778	-	-
2	46.029	26.599	20.522	142.05	1:33.150
3	43.480	25.903	20.634	147.80	1:30.017
4	43.390	25.769	20.539	145.97	1:29.698
5	5:23.639	5:06.409	5:00.756	145.53	6:11.121
6	43.726	26.005	21.242	144.42	1:30.974
7	43.650	25.906	20.631	142.43	1:30.187
8	43.352	25.607	20.619	144.54	1:29.578
9	5:16.367	4:59.641	4:53.250	145.47	6:04.228
10	43.748	26.030	20.859	143.27	1:30.636
11	5:48.979	5:32.736	5:27.474	144.58	6:37.313

12	43.380	25.484	20.563	144.79	1:29.427
13	46.040	25.916	20.698	144.79	1:32.655
14	43.055	25.533	20.609	144.36	1:29.196
15	42.864	25.545	20.342	145.25	1:28.751
16	44.146	26.860	20.636	147.07	1:31.642
AVG	43.864	26.030	20.731	144.82	1:30.411
IDEAL	42.864	25.484	20.342	147.80	1:28.690

57 Cory West
Suzuki GSX-R600

LAP	SEG 1	SEG 2	SEG 3	SPEED	LAPTIME
1	50.072	28.157	21.915	-	-
2	44.867	26.197	20.608	144.39	1:31.672
3	43.778	25.896	20.524	146.66	1:30.198
4	43.365	25.645	20.257	147.45	1:29.267
5	43.439	25.837	20.428	146.66	1:29.704
6	43.146	25.908	20.514	146.16	1:29.568
7	43.334	25.686	20.538	144.76	1:29.557
8	43.057	25.742	20.539	145.78	1:29.338
9	43.119	25.566	20.366	145.53	1:29.051
10	8:06.445	7:49.950	7:44.965	147.20	8:53.958
11	43.356	25.599	20.546	144.06	1:29.501
12	42.997	25.614	20.158	146.28	1:28.769
13	43.323	25.368	20.275	147.96	1:28.966
14	7:45.097	7:29.435	7:24.700	147.52	8:32.864
15	44.116	25.936	20.679	145.25	1:30.731
16	43.032	25.787	20.370	146.25	1:29.188
AVG	43.456	25.924	20.551	146.13	1:29.655
IDEAL	42.997	25.368	20.158	147.96	1:28.522

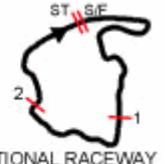
60 Michael Beck
Ducati 848

LAP	SEG 1	SEG 2	SEG 3	SPEED	LAPTIME
1	47.707	26.726	20.981	-	-
2	44.004	25.922	20.656	147.61	1:30.583
3	43.597	27.055	21.591	148.19	1:32.243
4	43.908	25.728	20.576	145.13	1:30.212
5	43.212	25.647	20.642	155.21	1:29.501
6	43.569	25.786	20.723	147.04	1:30.077
7	43.448	25.759	20.356	145.35	1:29.563
8	7:38.936	7:20.503	7:14.235	147.36	8:26.193
9	43.056	25.571	20.454	147.84	1:29.081
10	42.784	26.068	20.395	147.07	1:29.247
11	43.038	25.529	20.492	148.64	1:29.060
12	42.969	25.750	20.392	148.29	1:29.110
13	6:21.378	5:59.296	5:46.981	148.58	7:08.548
14	43.633	25.723	20.643	147.26	1:29.999
15	43.414	25.745	20.618	148.00	1:29.776
AVG	43.386	25.924	20.655	147.97	1:29.871
IDEAL	42.784	25.529	20.356	155.21	1:28.669

78 Reese Wacker
Suzuki GSX-R600

LAP	SEG 1	SEG 2	SEG 3	SPEED	LAPTIME
1	49.845	28.395	21.450	-	-
2	45.204	26.661	21.454	144.06	1:33.319

P - lap ended in the pits - lap ended on a red flag Average laptime is the average of laptimes within 120% of the rider's fastest lap in this session



INDIVIDUAL TIMES - DAYTONA SPORTBIKE QUALIFYING 1

78 Reese Wacker
Suzuki GSX-R600

LAP	SEG 1	SEG 2	SEG 3	SPEED	LAPTIME
3	44.877	26.571	21.066	145.91	1:32.514
4	45.029	26.627	21.053	144.06	1:32.709
5	5:02.062	4:44.365	4:38.957	150.05	5:50.674
6	4:07.880	3:49.577	3:43.135	141.40	4:55.580
7	45.118	26.203	21.092	144.48	1:32.413
8	44.587	26.249	20.982	143.24	1:31.818
9	44.680	26.431	23.457	142.73	1:34.567
10	46.641	26.372	21.137	119.37	1:34.150
11	44.821	26.329	20.914	144.15	1:32.064
12	44.593	26.039	21.008	143.72	1:31.639
13	4:46.337	4:28.031	4:22.219	143.15	5:33.874
AVG	45.043	26.353	21.339	142.02	1:32.734
IDEAL	44.587	26.039	20.914	150.05	1:31.541

119 Jeff Wood
Yamaha YZF-R6

LAP	SEG 1	SEG 2	SEG 3	SPEED	LAPTIME
1	47.969	26.867	21.102	-	-
2	44.490	25.793	20.601	145.63	1:30.884
3	16:25.211	15:44.123	15:31.034	145.75	17:13.061
4	43.890	25.916	20.852	143.78	1:30.658
5	43.880	25.850	20.826	142.52	1:30.555
6	43.632	25.957	20.648	144.18	1:30.237
7	10:05.853	9:48.581	9:42.246	144.58	10:52.840
8	43.449	25.624	20.410	144.00	1:29.483
9	42.933	25.622	20.273	146.12	1:28.828
AVG	43.712	25.947	20.673	144.57	1:30.108
IDEAL	42.933	25.622	20.273	146.12	1:28.828

120 Jodi Christie
Honda CBR600RR

LAP	SEG 1	SEG 2	SEG 3	SPEED	LAPTIME
1	49.130	27.451	21.680	-	-
2	44.306	26.642	20.837	147.58	1:31.784
AVG	44.306	27.046	21.258	147.58	1:31.784
IDEAL	44.306	26.642	20.837	147.58	1:31.784

133 Kyle Wyman
Yamaha YZF-R6

LAP	SEG 1	SEG 2	SEG 3	SPEED	LAPTIME
1	48.145	27.291	20.855	-	-
2	44.266	26.213	20.644	149.26	1:31.123
3	44.074	25.982	20.506	149.00	1:30.562
4	44.480	26.402	20.893	150.78	1:31.776
5	43.684	26.071	20.746	147.87	1:30.502
6	43.354	26.020	20.908	148.64	1:30.282
7	43.492	26.046	20.783	153.25	1:30.321
8	7:28.461	7:10.319	7:01.548	146.41	8:15.844
9	43.500	25.980	20.832	147.17	1:30.312
10	43.425	25.815	20.808	147.42	1:30.047
11	5:47.141	5:27.963	5:20.935	147.61	6:34.842
12	43.449	25.962	20.704	147.23	1:30.114
13	43.196	25.685	20.668	146.72	1:29.549

14	43.305	26.272	22.573	148.90	1:32.149
15	48.888	28.255	21.643	140.81	1:38.786
16	47.394	28.412	21.052	146.28	1:36.858
17	43.568	25.933	20.770	146.94	1:30.270
AVG	44.225	26.413	21.060	147.83	1:31.653
IDEAL	43.196	25.685	20.506	153.25	1:29.387

175 Sam Rozynski
Yamaha YZF-R6

LAP	SEG 1	SEG 2	SEG 3	SPEED	LAPTIME
1	50.509	28.280	22.229	-	-
2	45.804	27.429	21.962	137.77	1:35.195
3	45.494	27.310	21.755	138.52	1:34.559
4	45.344	27.115	21.514	137.71	1:33.973
5	45.476	26.967	21.544	136.23	1:33.987
6	45.254	27.108	21.622	137.71	1:33.983
7	12:53.417	12:34.982	12:27.186	135.04	13:42.331
AVG	45.474	27.368	21.771	137.16	1:34.339
IDEAL	45.254	26.967	21.514	138.52	1:33.734

210 Paul Allison
Yamaha YZF-R6

LAP	SEG 1	SEG 2	SEG 3	SPEED	LAPTIME
1	47.246	26.516	20.730	-	-
2	43.851	26.188	20.533	144.82	1:30.572
3	43.850	26.103	20.856	145.44	1:30.810
4	44.003	25.989	20.635	145.63	1:30.628
5	43.886	26.043	20.608	151.72	1:30.537
6	43.692	25.987	20.509	144.67	1:30.188
7	43.517	25.833	20.601	146.53	1:29.950
8	20:56.699	20:33.317	20:19.919	145.35	21:43.228
9	47.175	27.424	21.503	145.07	1:36.102
10	44.670	25.625	20.260	146.19	1:30.554
11	42.848	25.687	20.279	147.42	1:28.814
AVG	44.166	26.140	20.651	146.28	1:30.906
IDEAL	42.848	25.625	20.260	151.72	1:28.732

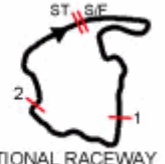
213 David White
Kawasaki ZX-6R

LAP	SEG 1	SEG 2	SEG 3	SPEED	LAPTIME
1	49.841	27.893	21.948	-	-
2	46.159	27.228	22.028	142.43	1:35.415
3	45.776	27.393	22.012	139.97	1:35.181
4	45.484	27.215	21.663	139.37	1:34.362
5	3:18.319	3:00.625	2:55.132	139.75	4:08.419
6	46.110	27.382	21.757	137.02	1:35.250
7	45.509	27.162	21.737	139.83	1:34.408
8	4:49.714	4:31.678	4:26.164	140.21	5:39.305
9	45.320	36.102	22.899	139.83	1:44.321
10	45.621	26.932	21.518	138.64	1:34.071
11	45.470	26.930	21.706	140.38	1:34.106
12	45.264	26.810	21.783	140.55	1:33.857
13	45.763	26.982	21.802	141.19	1:34.547
14	45.700	27.234	21.766	139.89	1:34.700
15	45.558	27.014	21.935	138.10	1:34.507

P - lap ended in the pits - lap ended on a red flag Average laptime is the average of laptimes within 120% of the rider's fastest lap in this session

AMA PRO ROAD RACING
 SUZUKI WHITE LIGHTNING AMA PRO SUPERBIKE NATIONALS
 VIRGINIA INTERNATIONAL RACEWAY - ALTON, VA
 ROUND 13 OF 18 - AUGUST 13-15, 2010

4C



AMA Pro Daytona SportBike presented by AMSOIL

INDIVIDUAL TIMES - DAYTONA SPORTBIKE QUALIFYING 1

AVG	45.645	27.181	21.889	139.80	1:35.394
IDEAL	45.264	26.810	21.518	142.43	1:33.591

461 Abe Stacey
 Suzuki GSX-R600

LAP	SEG 1	SEG 2	SEG 3	SPEED	LAPTIME
1	50.270	28.343	21.927	-	-
2	46.547	27.356	21.589	138.50	1:35.492
3	45.995	27.377	21.465	139.32	1:34.837
4	4:00.673	3:42.332	3:36.977	140.49	4:50.119
5	46.175	27.455	21.435	133.93	1:35.065
6	45.585	27.054	21.466	140.61	1:34.105
7	45.345	27.325	21.501	141.31	1:34.171
8	45.454	27.351	21.287	141.84	1:34.092
9	6:37.848	7:03.661	6:58.271	143.69	8:11.533

AVG	45.850	27.466	21.524	139.96	1:34.627
IDEAL	45.345	27.054	21.287	143.69	1:33.685

811 Michael Morgan
 Suzuki GSX-R600

LAP	SEG 1	SEG 2	SEG 3	SPEED	LAPTIME
1	50.452	28.556	21.896	-	-
2	45.675	26.674	20.715	143.51	1:33.064
3	44.976	26.762	20.731	147.74	1:32.470
4	44.490	26.489	20.770	150.41	1:31.748

AVG	45.047	27.120	21.028	147.22	1:32.427
IDEAL	44.490	26.489	20.715	150.41	1:31.694